



1. Application:

Thanks to its design, the **AWO621** enclosure can be used both as a stand-alone component used for mounting of all DIN rail mounted devices and an element integrating electrical installations, e.g. CCTV, Access Control Systems (ACS), Intrusion Detection Systems (IDS), etc. The enclosure is designed for mounting of (depending on the configuration):

1. Electric fuses of the „S” type
2. Transformers of the following series: **TRP, TRZ** using bracket DIN – AWO466 or AWO467
3. Power supplies of the following series:
 - **PS-15xxx, PS-40xxx, PS-60xxx, PS-100xxx, PS-150xxx, PS-200xxx** using bracket DIN – PSDIN1 or PSDIN2
 - **DINxxx**
4. Built-in buffer power supplies of the following series:
 - **PSB-25xxx, PSB-35xxx, PSB-50xxx, PSB-75xxx, PSB-100xxx, PSB-155xxx, PSB-300xxx**
 - **PSBOC25xxx, PSBOC35xxx, PSBOC50xxx, PSBOC75xxx, PSBOC100xxx, PSBOC155xxx, PSBOC300xxx** using bracket DIN – PSDIN1 or PSDIN2
5. MEAN WELL power supplies for DIN rail of the following series:
 - **MDR, DR, HDR, EDR, NDR, SDR**
 - **DRP, DRH, WDR, TDR, DRC**
 - **DR-UPS40 (buffer module)**
 - **DRDN20, DRDN40, DR-RDN20 (redundant modules)**
6. MEAN WELL built-in power supplies of the following series:
 - **RS, LRS, RD, RSP, HRP, QP, AD, ADD, SCP** using adapter Din DRP-03

2. Product description

Enclosure on the rear wall has holes for mounting 1 DIN rail 320mm long.
Rails are mounted directly to enclosure or on plastic brackets that allow separate rail from wall by 20mm. Equipped with a tamper detecting the opening enclosure. Enclosure is screwed from the front, as standard option. Front of enclosure has an embossing for a lock, which allows to assembly a lock with the same code MR027 or with a different code MR008. Plastic 14mm spacers are added to enclosure, which allow moved it from the wall, which allows entry cables to devices mounted in enclosure.

3. Mounting:

The enclosure should be mounted by a qualified installer, holding relevant (applicable and required for a given country) permits and licenses for low-voltage installations.

The enclosure (+PCB) shall be mounted in confined spaces with normal air humidity (RH=90% max. without condensation) and the temperature from -10°C to +40°C.

4. Technical parameters


TECHNICAL PARAMETERS	
Tamper protection	1x – enclosure opening
TAMPER output load- max	500mA@50 V DC
Enclosure	IP 20
Operation temperature	-10°C÷40°C
Relative humidity RH – max	90 [%]
External dimensions of the enclosure	W=375, H =205, D+D₁=100+14 [-/+2mm]
External dimensions of the front panel	W₁=380, H₁=210 [+/- 2mm]
The number of DIN rails/ length / the number of „S” fields	D₂= 4 or 20 [+/- 1mm]
	1/320mm/18

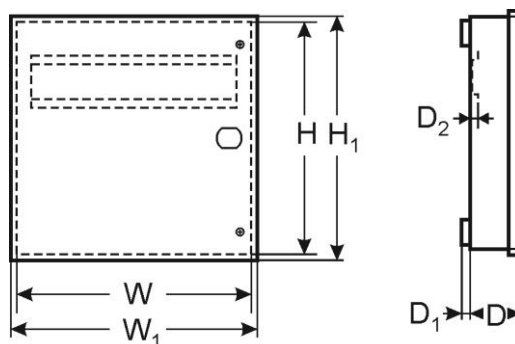

Lock assembly possible	MR027 – same code MR008 – with various code
Material	Sheet metal DC01, thickness: 1mm Corrosion protection Colour: RAL 7035
Application	Indoor, surface-mounted
Net weight	~2.40 [kg]
Gross weight	~2.52 [kg]

Fig.1 Examples of configurations



Fig.2 Mounting DIN rails on plastic brackets – 20mm (standard equipment)





PRODUCER
Pulsar

Siedlec 150, 32-744 Łączycza, Poland
Tel. (+ 48) 14-610-19-40, Fax (+ 48) 14-610-19-50
E-mail: biuro@pulsar.pl, sales@pulsar.pl
http:// www.pulsar.pl, www.zasilacze.pl